



11711 N. College Ave. #200  
Carmel, IN 46032  
[www.thearcherfunds.com](http://www.thearcherfunds.com)

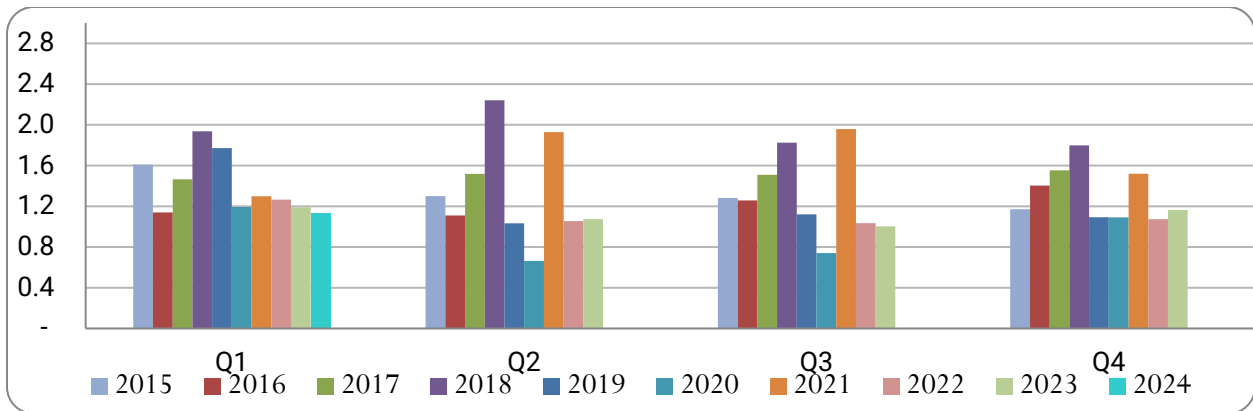
## Archer 2024 2nd Quarter Outlook:



*“The punishment of wise men who refuse to take part in the affairs of government is to live under the government of unwise men.” – Plato*

With the S&P 500 gaining 10.16% in the first quarter, the market has shaken off the political doldrums that usually come with a Presidential election year. In the annual newsletter we said for the market to move higher, corporate profits would have to move higher. We also said lower rates should make corporations more profitable as they can borrow for less and save money. However, in the 1<sup>st</sup> Quarter of 2024, interest rates reversed course from the 4<sup>th</sup> Quarter trend and moved higher. Even with Treasury yields rising, the stock market has continued its climb in the first quarter of 2024 as the outlook from the Federal Reserve implies at least three rate cuts in the latter half of 2024.

Each week we keep track of companies that report higher profits than in the same quarter the previous year. This has been a very good gauge of the stock market’s direction. As you can see in the graph on the following page, the 4<sup>th</sup> quarter was a 1.16 to 1 ratio, meaning for every 116 companies reporting higher earnings, 100 reported lower earnings. That ratio dropped to 1.14 in the first quarter of 2024. It will be interesting to see if this trend continues in the second and third quarters as those quarterly numbers were much weaker last year. The third quarter of 2023 saw a ratio of nearly 1 to 1 which is not positive for the markets.

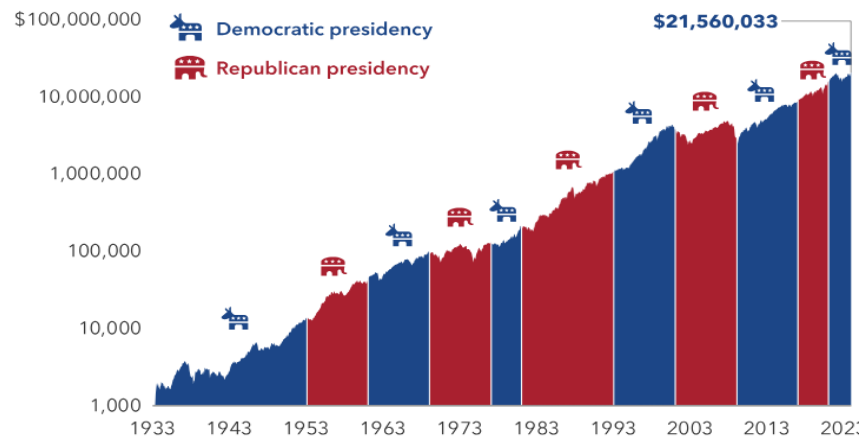


If earnings do decline, the Federal Reserve, who is supposed to be non-partisan, may very well cut interest rates to spur the economy leading up to the November election.

Every four years investor attention turns to Washington as the markets try to digest the uncertainty surrounding the Presidential election. Surprisingly, the market has continued to march on despite the political uncertainty. Much decision making seems to be centered around who investors think will win the election, surmising that if their candidate does not win, it will be the end of time itself. While each party has had difficulty success at different times, the chart below clearly shows that who is in office has had little long-term impact on the markets. We do believe one of the reasons the stock market is moving higher currently is the increase in federal spending. The Federal Reserve is trying to take money out of the system while the politicians are trying to put more back in. That's great if we all have more money. The problem is a socio-economic issue. More money supply usually means higher inflation. That is great for those who own stocks and assets in the long term, but it's not as good for those who make minimum wage or for lower income families. Eventually someone must pay, and it is usually those on a fixed income which creates more disparity among our citizens. The spending has to be reined in.

### Stocks have trended higher regardless of which party has been in office

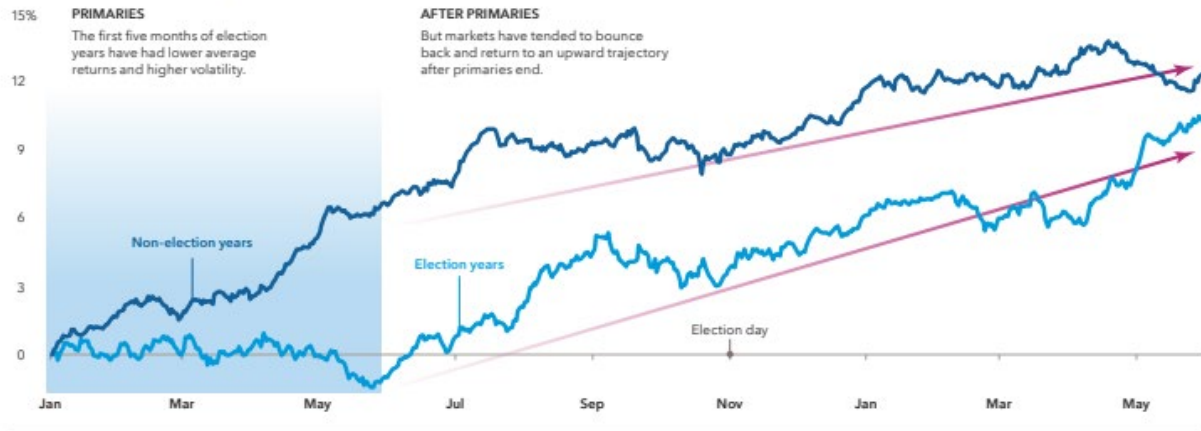
Growth of a hypothetical \$1,000 investment in S&P 500 Index



Sources: Capital Group, Morningstar, Standard & Poor's. As of December 31, 2023. Dates of party control are based on inauguration dates. Values are based on total returns in USD. Shown on a logarithmic scale. Past results are not predictive of results in future periods.

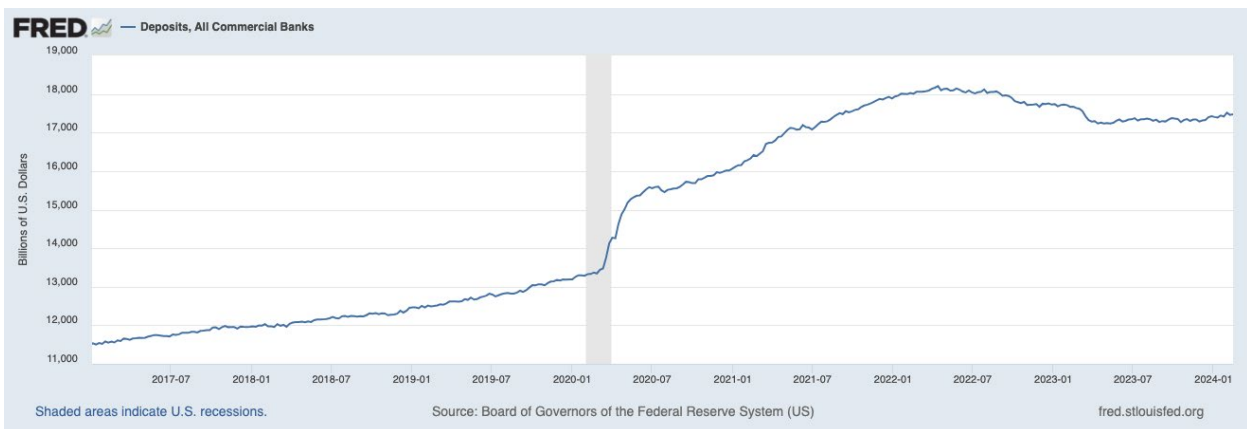
Revisiting the following chart from our last newsletter, we are in the period where the market has been relatively flat during previous election years. This year, the markets have moved ahead with the anticipation of lower rates by the Federal Reserve which may spur more corporate lending and thus higher profits.

**S&P 500 Index average cumulative returns since 1932**



sources: Capital Group, RIMES, Standard & Poor's. Includes all daily price returns from January 1, 1932 through December 31, 2022. Non-election years exclude all years with either a presidential or midterm elections. Past results are not predictive of results in future periods.

The stock market remains overvalued at today's prices. Either interest rates will decline to bring the market closer to fair value, earnings will need to propel forward, or the stock market will lose some of its value. Although we believe the market is extended, the amount of deposits at banks is still extremely elevated. The next chart from the Federal Reserve clearly shows a tremendous increase in buying power of consumers, corporations, and municipalities. This elevated level of deposits is why we not only have inflation, as more dollars are chasing the same amount of goods and services, but also why profits are high and may stay high for some time. The near-term chances of a recession are lower than they might otherwise be, even with an inverted yield curve.



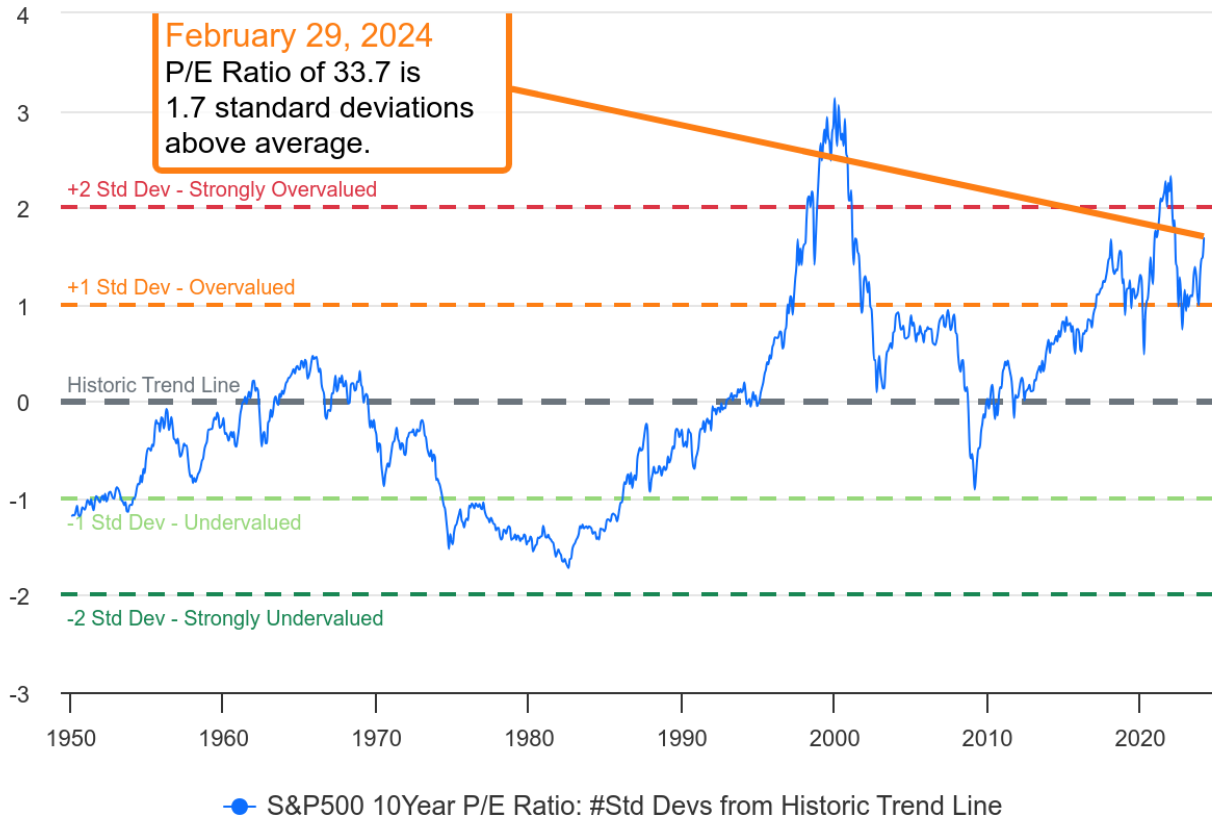
Shaded areas indicate U.S. recessions.

Source: Board of Governors of the Federal Reserve System (US)

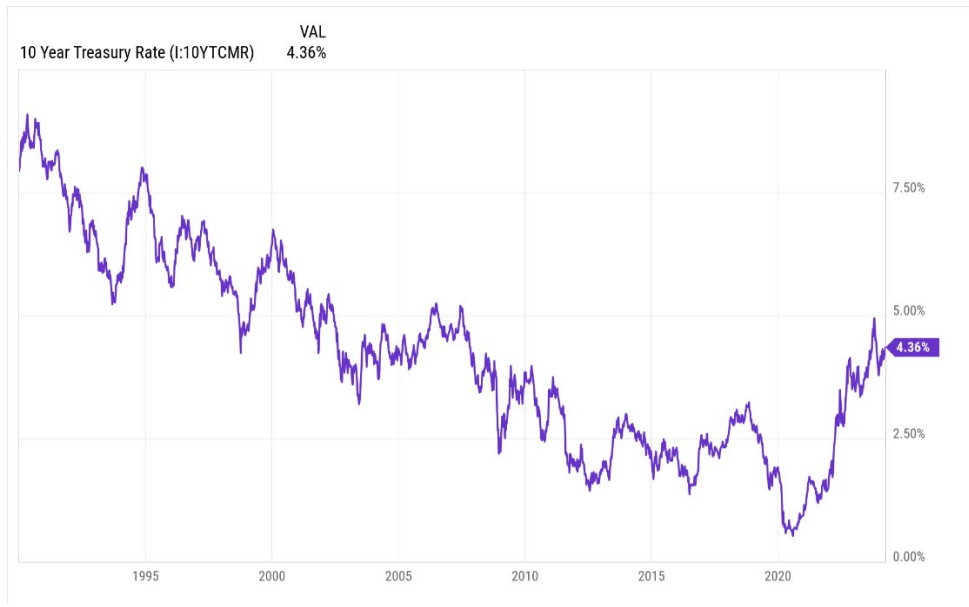
fred.stlouisfed.org

## S&P500 10Year P/E Ratio: #Std Devs from Historic Trend Line

[www.currentmarketvaluation.com](http://www.currentmarketvaluation.com)



Although the chart above appears to indicate the market is overvalued as it is above the +1 Standard Deviation line, we can see that since 1990 (the last 30 years approx.), the market appears to have an average that trades at the +1 Std Deviation. Some of this can be attributed to the decline in interest rates over the last 30 years. As you can see from the next chart, interest rates declined from nearly 9%, down to .52% near its low. This created immense opportunities for companies to grow their profits and their businesses at much lower rates. Now with the excess printing of cash from the government, rates have reversed course (we use the 10-year Treasury as our example below). This means the financial strength most businesses have enjoyed could subside a bit as they need to borrow new money or retire old debt. When rates rise, we do not see an immediate impact on financial returns as many companies still have bonds with low interest rates and they are in no rush to pay them off early. The market can remain elevated until either money supply drops, interest rates rise too far, or profits subside.



We will be diligent in watching earnings, inflation, and employment. We continue to like the prospects of the stock market over the long term. As we have stated in the past, a recession may be on the horizon at some point, but the timing and depth of a contraction is much less certain. While we have had an inverted yield curve for quite some time, much of this has been forced by the Federal Reserve and not necessarily by market forces as distortions from government spending during covid work through the system. Alternatively, we may continue to see “rolling recessions” in certain sectors or markets as others strengthen. Overall the health of consumers and corporations continues to be very strong.

Regards,

**The Archer Team**

**Past performance is not a guarantee of future results.**

**This Market Update reflects the thoughts of Archer Investment Corporation as of Marcher 31, 2024. All material presented is compiled from sources believed to be reliable and current, but accuracy cannot be guaranteed. This is not to be construed as an offer to buy or sell any financial instruments and should not be relied upon as the sole factor in an investment making decision, nor should it be considered a recommendation. The views and opinions expressed are those of the Investment Managers at the time of publication and are subject to change. There is no guarantee that these views will come to pass. As with all investments, there are associated inherent risks. Please obtain and review all financial material carefully before investing.**

**The indices cannot be invested in directly. The returns of the index do not include any transaction costs, management fees or other costs.**

**The value of an investment may fall as well as rise. Please note that different types of investments involve varying degrees of risk and there can be no assurance that any specific investment will either be suitable or profitable for a client or prospective client's investment portfolio. Investor principal is not guaranteed and investors may not receive the full amount of their investment at the time of sale if asset values have fallen. No assurance can be given that an investor will not lose invested capital. The actual performance achieved by a client portfolio may be affected by a variety of factors, including the initial balance of the account, the timing and amount of any additions to or withdrawals from the portfolio, changes made to the account to reflect the specific investment needs or preferences of the client, durations and timing of participation in an investment. A client portfolio's risk tolerance, investment objectives, and investment time horizon should be considered with any investment. All investments carry a certain degree of risk, including the loss of principal and are not guaranteed by the U.S. government.**

*Archer Investment Corporation ("AIC") is an investment adviser registered under the Investment Advisers Act of 1940. Registration as an investment adviser does not imply any level of skill or training. For more information, please visit [adviserinfo.sec.gov](https://adviserinfo.sec.gov) and search for our firm name. Opinions expressed by AIC are based on economic or market conditions at the time this material was written. Economies and markets fluctuate. Actual economic or market events may turn out differently than anticipated. Facts presented have been obtained from sources believed to be reliable. AIC, however, cannot guarantee the accuracy or completeness of such information, and certain information presented here may have been condensed or summarized from its original source.*